

**2.5mm WTB (250) Series Connector:**

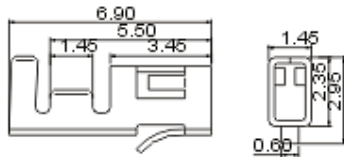


**SPECIFICATIONS**

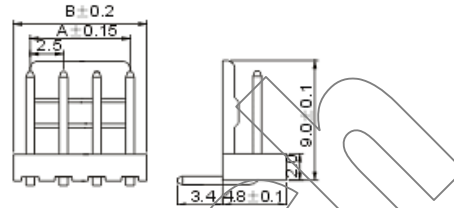
Pitch:	2.5 mm
Useable Wire Range:	AWG 28# ~ 22#
Current Rating:	3A, AC, DC
Voltage Rating:	250V, AC, DC
Operating Temperature:	-25°C ~+85°C
Relative Humidity:	93%, +40°C
Dielectric Withstanding:	1000V AC/minute
Contact Resistance:	≤ 20 mΩ/Contact
Insulator Resistance:	≥ 1000 MΩ at 100V
Material:	
Base:	Nylon6T/LCP, UL94V-0
Contact Pin:	Barss
Housing:	Nylon66, UL94V-0
Terminal:	Phosphor Bronze

**ROHS Compliance**

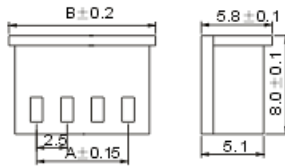
**250-T**



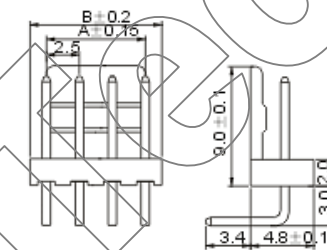
**250-XAW**



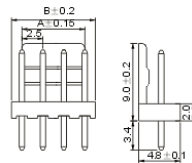
**250-XY**



**250-XAWG**



**250-XA**



Circuit	Part No.				Dimensions (mm)	
	A	B			A	B
2	250-2Y	250-2A	250-2AW	250-2AWG	2.50	5.00
3	250-3Y	250-3A	250-3AW	250-3AWG	5.00	7.50
4	250-4Y	250-4A	250-4AW	250-4AWG	7.50	10.00
5	250-5Y	250-5A	250-5AW	250-5AWG	10.00	12.50
6	250-6Y	250-6A	250-6AW	250-6AWG	12.50	15.00
7	250-7Y	250-7A	250-7AW	250-7AWG	15.00	17.50
8	250-8Y	250-8A	250-8AW	250-8AWG	17.50	20.00
9	250-9Y	250-9A	250-9AW	250-9AWG	20.00	22.50
10	250-10Y	250-10A	250-10AW	250-10AWG	22.50	25.00
11	250-11Y	250-11A	250-11AW	250-11AWG	25.00	27.50
12	250-12Y	250-12A	250-12AW	250-12AWG	27.50	30.00
13	250-13Y	250-13A	250-13AW	250-13AWG	30.00	32.50
14	250-14Y	250-14A	250-14AW	250-14AWG	32.50	35.00
15	250-15Y	250-15A	250-15AW	250-15AWG	35.00	37.50